

FOCUS™
Focus on your patient





Choose from a variety of cones to ensure that your X-ray is the best fit for your clinical needs

Intuitive control panel with preprogrammed exposure settings for all areas of both adult and pediatric dentitions

Long lasting performance with repeatable image quality

The accurate FOCUS X-ray generator technology ensure safe exposure and repeatable image quality at all times. Selectable kV of 60/70 kV combined with a steady tube current of 7 mA allows optimal X-ray settings for all indications.

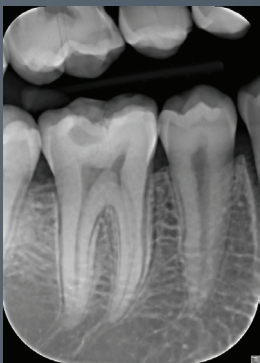
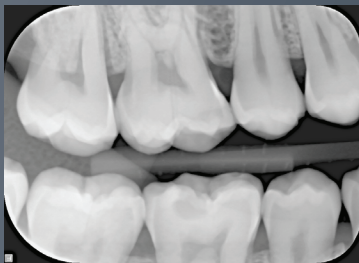
Choose from a variety of cones to ensure a combination of image sharpness, usability and radiation hygiene of your choice. FOCUS provides you consistent image quality exposure after exposure and is fully compatible with digital imaging plate systems, digital sensors and film.

Premium components and high quality designs used in FOCUS result in reliable operation and long service life, making FOCUS the choice for reliable, precise dental diagnostics.

Exceptional stability yet amazingly light to handle

FOCUS X-ray is extremely stable, yet amazingly light and easy-to-handle. It positions smoothly with just one hand. The movement stops when you want it to stop—no drifting or repositioning. This exceptional stability is a result of the ADM anti-drift mechanism in the scissor arm. This innovative design provides complete immobility after positioning, which is essential in order to get clinically correct images.

ADM
ANTI-DRIFT MECHANISM



Producing consistent results,
exposure after exposure



Always close to the patient with extremely long arm reach

The choice of three different arm lengths makes FOCUS the perfect X-ray for any practice. Long arm reach ensures FOCUS X-ray is always where it is needed, close to the patient.

The FOCUS X-ray mounting system requires a minimal amount of space on the wall. A standard wall mount or cabinet mount allows the FOCUS X-ray to be installed in any type of room setup. FOCUS can also be installed on KaVo treatment units by using the appropriate adapter. Even in dental offices with challenging layouts, taking images is easy and convenient.

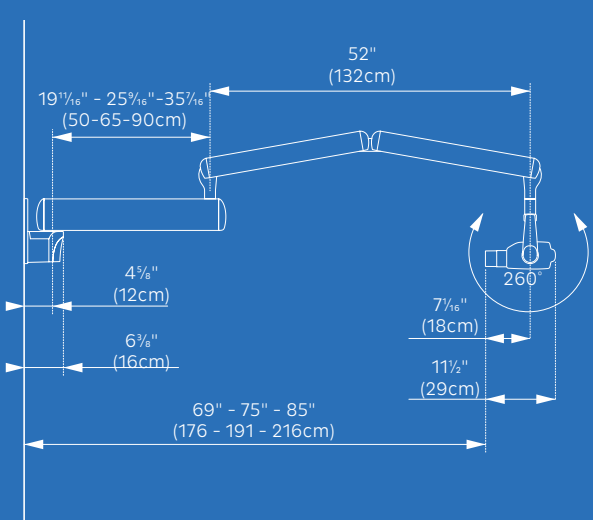
- Exceptional stability
- Smooth movements
- Anti-drift mechanism
- Consistent images
- Reliable operation
- Excellent build quality



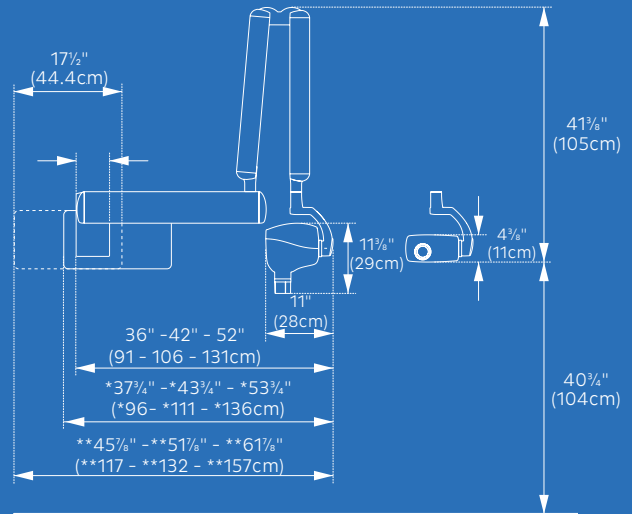
Technical Specifications

Generator	Constant potential (high voltage DC, 100–200 kHz)
kV	60 kV, 70 kV selectable
mA	7 mA
Focal spot	0.7 mm (IEC 60336)
Total filtration	2.0 mm Al (70 kV)
Exposure time	0.02 to 3.2 seconds
SSD (Source-Skin Distance)	9" (229 mm) standard cone; 12" (305 mm) long cone
Line voltage	115–230 VAC ± 10%, 50 /60 Hz
Reach	69", 75" and 85" (176, 191 and 216 cm)
Weight	66 lbs (30 kg)

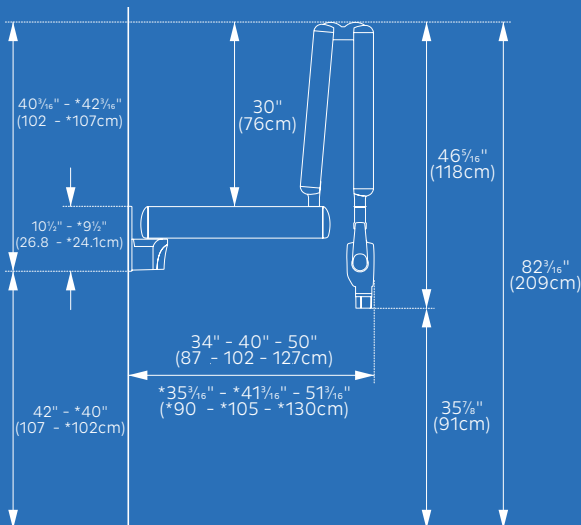
Unit Dimensions



Note: Dimensions are based on single stud mount and short cone. Two-stud mount extends out an additional 1 3/8" (3.0 cm)



Note: Dimensions are based on single stud mount and short cone.
 *Denotes dimensions based on two-stud mount oriented to the right.
 **Denotes dimensions based on two-stud mount oriented to the left.



Note: Dimensions are based on single stud mount and short cone.
 *Denotes dimensions based on two-stud mount.

Dental Excellence from KaVo.



Handpieces

KaVo has always been the leader in creating innovative solutions for dental practitioners. Our vast line of quality handpieces showcase our attention to your level of care while delivering performance that lasts.



Treatment Units

Beautiful lines, patient comfort and simple operation are just a few of the benefits to the line of KaVo treatment units. Everything you need to perform any procedure— all in one solution.



Imaging Solutions

Designed with ease-of-use for all clinicians in mind, KaVo now offers dependable and consistent imaging solutions that provide vital information to support accurate diagnosis and predictable treatment planning.

The products, equipment and services illustrated and described in this brochure reflects knowledge at the time of printing. KaVo Dental accepts no liability for any deviation from the illustrations in terms of color or shape, or any errors or print errors, and retains the right to make changes to the brochure at any time. Full or partial reprinting is only permitted with permission from KaVo Dental. FOCUS™ is a registered trademark of PaloDEX Group Oy in the United States and/or other countries. For indications for use, please visit: www.kavo.com/us/ifu.

KaVo Kerr Group Finland, manufacturer of KaVo imaging devices, reserves the right to make changes to specifications and features shown herein, or to discontinue the product described at any time without notice or obligation. Contact your local authorized representative for the most current information. CE marked according to Medical Device Directive (NB 0537). Electrical safety according to IEC 60601-1. Operations comply with ISO 13485:2003, ISO 9001:2008, and ISO 14001:2004. Manufactured by Palodex Group OY, Nahkelantie 160, 04300 Tuusula, Finland.

© 2017 KaVo Dental. All rights reserved. KV00007/A1.17